

Development of Highly Efficient Group Modem Module and Turbo Codec Module for Next Generation Satellite Communication Systems

Fumihiko Yamashita, Katsuhiko Yamanaka, and Kiyoshi Kobayashi

Abstract

NTT Access Network Service Systems Laboratories has been developing the key components for a new satellite communication system named Highly Efficient Satellite Communication System (HESCS), which will supersede the existing satellite communication systems in the near future.

The key modules we developed in order to achieve HESCS are a highly efficient group modem module (HEGMM) and a highly efficient turbo codec module (HETCM) that can respectively modulate/demodulate and encode/decode a maximum of 64 channel signals. This article introduces the concept of HESCS and the details of the HEGMM and HETCM.

Keywords: satellite communications, modem, error correction

1. Introduction

The NTT Group has been providing various satellite communication services for the purpose of disaster-relief, as a backup line for a submarine cable for remote island communications, and for maritime broadband communications (**Fig. 1**).

Meanwhile, since the rental cost of satellite transponders remains high, the use of a satellite transponder must be as efficient as possible in order to reduce operating expenses (OPEX). Consequently, NTT Access Network Service Systems Laboratories is now developing the key components for a new satellite communication system named Highly Efficient Satellite Communication System (HESCS), which improves the spectrum utilization efficiency of satellite transponders. In the near future, HESCS is expected to supersede the existing satellite communication systems.

HESCS is aimed at solving the problems that the

existing satellite communication systems suffer from. HESCS is advantageous in that it reduces OPEX by improving the spectrum efficiency of the satellite transponder, simplifies network satellite communication facilities by adopting a commonly used network interface, and provides skill-free monitoring and control functions by adopting an operation system commonly used in the terrestrial network.

This article introduces the concept of HESCS and the components developed for it, specifically, a highly efficient group modem module (HEGMM) and a highly efficient turbo codec module (HETCM) that can respectively modulate/demodulate and encode/decode a maximum of 64 channel signals.

2. Features of satellite modem (Group Modem) currently in use

The Group Modem is the satellite modem currently in use, as shown in **Fig. 2** [1]. It consists of the group

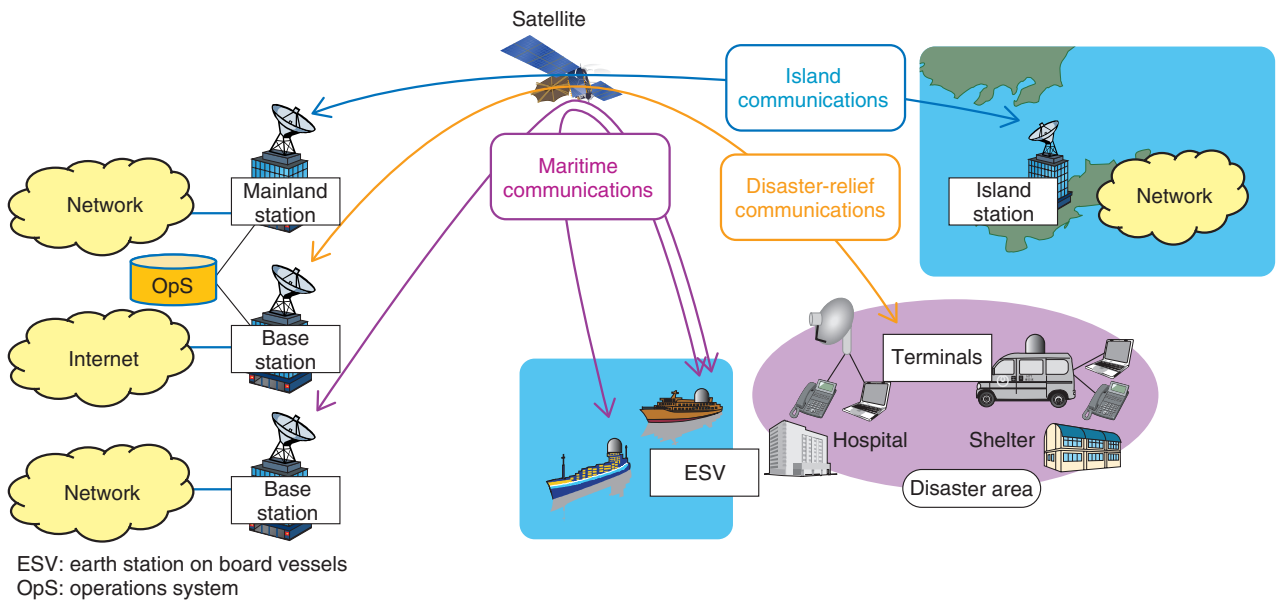


Fig. 1. Highly Efficient Satellite Communication System (HESCS).

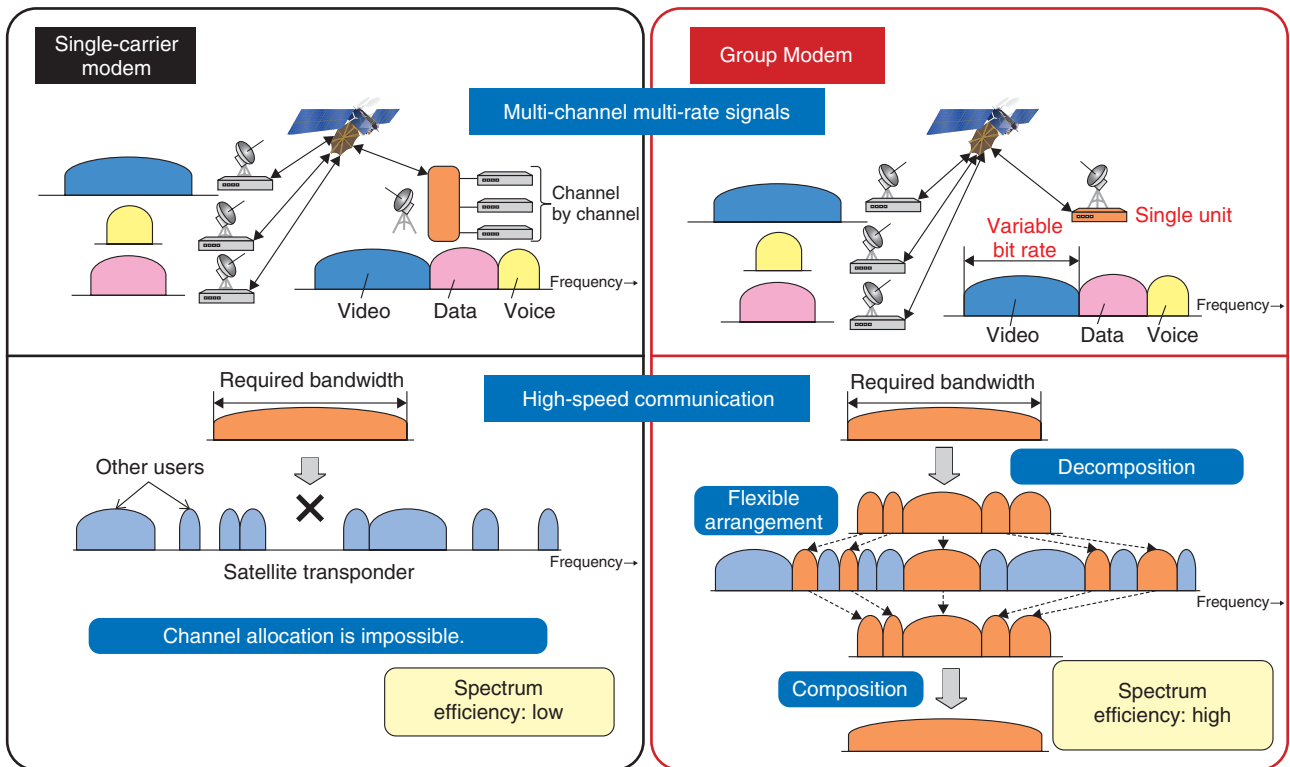


Fig. 2. Features of satellite modem (Group Modem) currently in use.

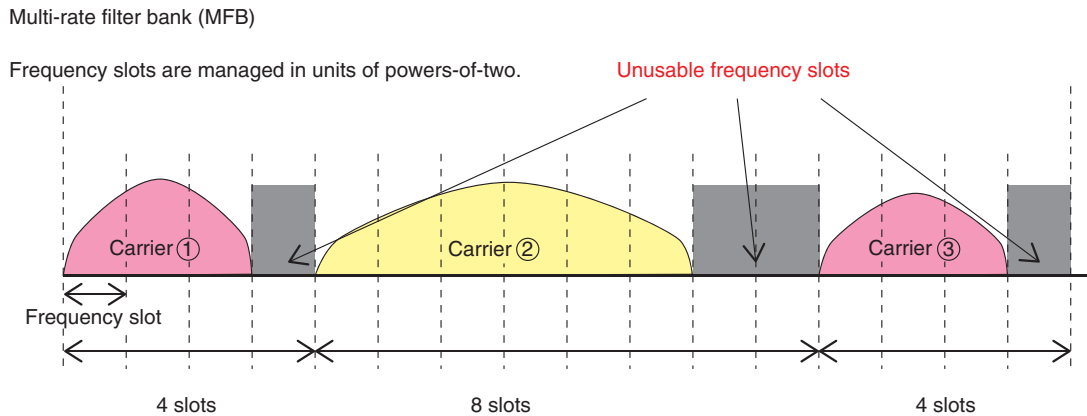


Fig. 3. Problem of unused frequency slots with GMM.

modem module (GMM)^{*1} and the turbo codec module (TCM)^{*2}. Conventionally, when many channels are handled in parallel, it is necessary to prepare multiple satellite modems corresponding to the number of channels. However, one feature of Group Modem is that the distinctive functions of multi-carrier modulation/demodulation in GMM and those of multi-channel encode/decode in TCM enable Group Modem to handle up to 25 channels at various communication speeds simultaneously.

Another major feature is the multi-carrier decomposition/composition of high bit rate signals. An example of multi-carrier decomposition is also shown in Fig. 2. A single-carrier modem cannot accommodate a broadband signal if the contiguous unused bandwidth is less than the required bandwidth. However, by decomposing the broadband signal into multi-carrier signals and arranging them in the unused frequency slots, the broadband signal can be flexibly accommodated in the limited satellite transponder. This function greatly improves the utilization efficiency of the satellite transponder by reducing the number of unused frequency slots.

3. Technical issues with GMM and TCM

Nevertheless, GMM and TCM do have some technical issues. One such issue with GMM is depicted in Fig. 3. GMM adopts a multi-rate filter bank (MFB) that consists of cascaded two-channel filter banks in a tree-like configuration for multi-carrier signal decomposition/composition [2]. Each two-channel filter bank has a high-pass filter and a low-pass filter followed by a downsampler, and it hierarchically

divides the input bandwidth. In the MFB, the bandwidth and center frequency of each pass band can be arranged by selecting an appropriate signal in an appropriate hierarchy. While various bandwidths and center frequencies are supported by the MFB, there are strict rules. Namely, their bandwidth ratio must be a power-of-two, and their center frequencies are restricted to certain limited positions. With these constraints, the conventional GMM cannot support arbitrarily assigned FDMA (frequency division multiple access) signals. This means the number of unusable frequency slots increases when a required signal bandwidth and its center frequency mismatches the available pass band of the MFB.

In contrast, the existing TCM can handle as many as 25 channels per unit. However, the functionality of the next generation disaster-relief satellite communication systems was reconsidered in the aftermath of the Great East Japan Earthquake that occurred in 2011, and it was concluded that the capability of handling up to 50 channels per unit was needed in the event of a major disaster. For this reason, modifying the TCM to accommodate 50 channels has become an urgent task.

4. Features of developed HEGMM and HETCM

We propose a multi-rate arbitrary-arrangement-type fast Fourier transform filter bank (MR-FFTFB)

*1 GMM: A group modem module that can decompose/compose multi-carrier signals in the frequency domain and demodulate/modulate multi-channel signals in the time domain.

*2 TCM: A turbo codec module that can encode/decode multi-channel signals.

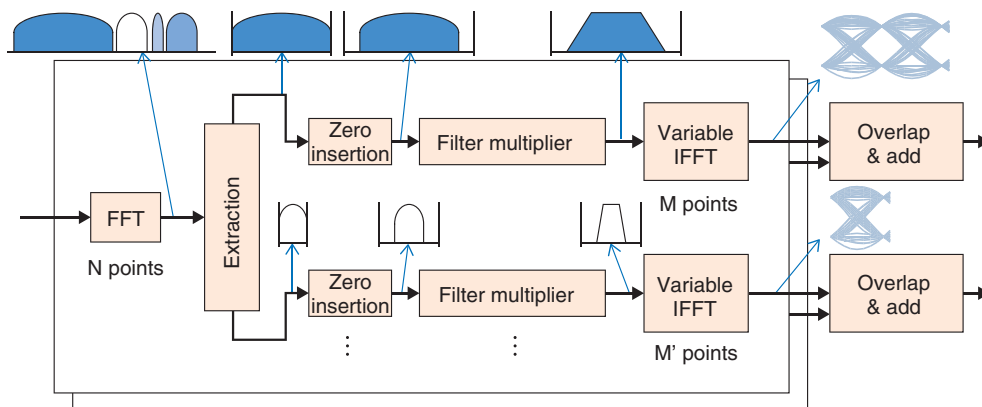


Fig. 4. Configuration of proposed multi-rate arbitrary-arrangement-type FFT filter bank (MR-FFTFB) in the receiver.

MR-FFTFB

Unconstrained assignment of frequency slots

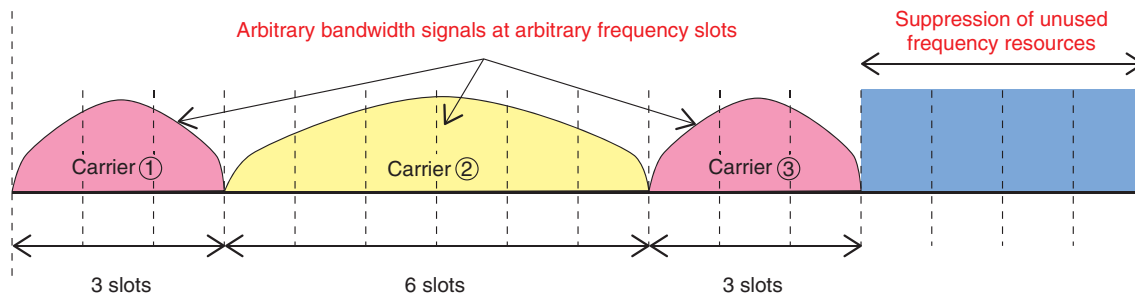


Fig. 5. Improved spectrum efficiency with HEGMM.

that employs frequency domain signal processing (**Fig. 4**) [3]. Unlike conventional MFB schemes, the MR-FFTFB can handle arbitrary bandwidth signals at arbitrary frequency slots simultaneously. The operational principle is as follows. The received signals are converted into the frequency domain by N -point FFT. The FFT points of the desired signal are extracted, and the number of points is adjusted so that it becomes the smallest power-of-two by inserting 0. Then, the extracted FFT points are converted to time domain signals by variable length IFFT (inverse FFT) and demodulated.

Since MR-FFTFB can extract the arbitrary bandwidth signal of the arbitrary center frequency, the constraints on signal bandwidth and its center frequency imposed on the MFB are removed. This means that unlike the conventional GMM, the HEGMM that adopts MR-FFTFB can handle the

arbitrarily assigned, arbitrary bandwidth signals simultaneously. As a result, HEGMM improves the spectrum efficiency of the satellite transponder (**Fig. 5**).

The developed HEGMM provides another functionality that improves usability. Since GMM currently in use cannot demodulate burst signals, an additional modem for a burst control channel is required other than GMM. To solve this problem, we have newly implemented the functions of modulation and demodulation of burst signals as well as contiguous communication signals. As a result, in HESCS, the modem for the communication channel and that for the control channel are satisfactorily integrated into a single modem unit.

The configurations of HEGMM and HETCM are shown in **Fig. 6**. On the transmitter (Tx) side, the HEGMM modulates Tx data received from the

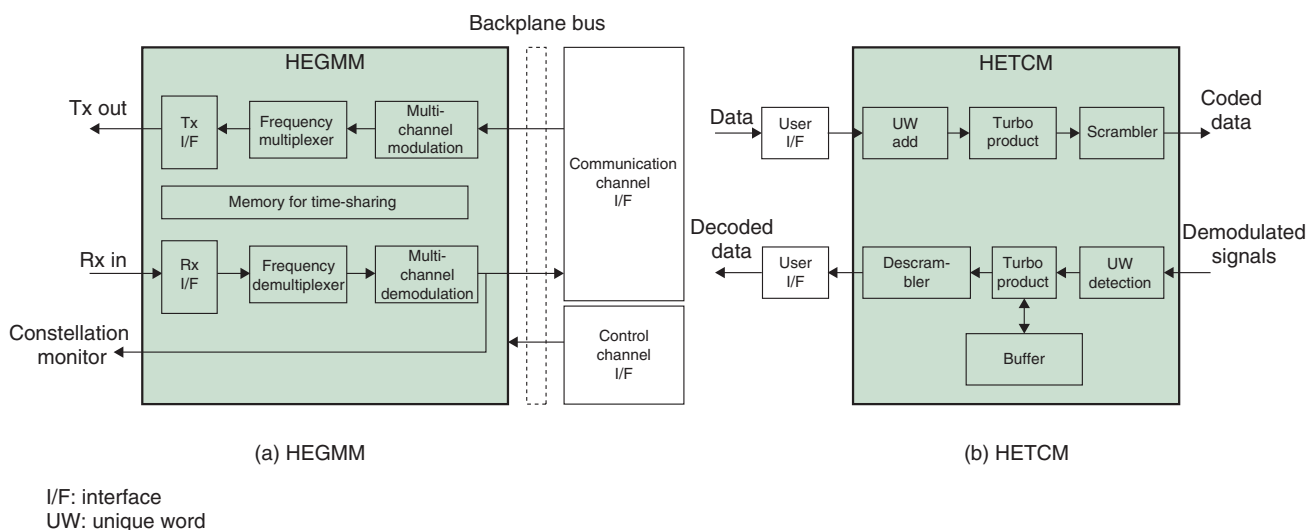


Fig. 6. Configurations of HEGMM and HETCM.

interface (I/F) board through a backplane bus carrier-by-carrier and arranges each carrier at the desired frequency slots using the frequency multiplexer. On the receiver (Rx) side, the frequency demultiplexer of HEGMM decomposes the received multi-carrier signals carrier-by-carrier in the frequency domain and demodulates each signal carrier-by-carrier. Then the demodulated signals are passed to the I/F board through the backplane bus.

In contrast, the signal processing algorithm implemented in HETCM is the same as that implemented in the TCM currently in use. A single turbo encoder/decoder is repeatedly used in a time sharing manner among all the channels. Thanks to the adoption of a higher sampling clock, the number of available channels is increased to up to 64 channels, and the total available communication speed is also improved to 25 Mbit/s.

Finally, the specifications of the current modules and newly developed modules are summarized in **Table 1**. This table indicates that the newly developed modules greatly improve the performance.

5. Performance evaluation

The fundamental performance of HEGMM and HETCM was experimentally evaluated. An example of multi-channel multi-carrier signal transmission using the developed HEGMM and HETCM is shown in **Fig. 7**. We confirmed that many multi-carrier multi-rate signals with different modulation schemes

were transmitted and received simultaneously in one module, as can be seen in the figure.

In addition, we confirmed that the bit error ratio performance of the newly developed HEGMM/HETCM is approximately similar to that of the GMM/TCM currently in use. The 8PSK (phase shift keying) and 16QAM (quadrature amplitude modulation), which are newly implemented in HEGMM, also showed good performance. The use of 8PSK and 16QAM is expected to improve the spectrum efficiency of the satellite transponder further in the future.

6. Future developments

The HEGMM/HETCM will be implemented in the satellite communication modem unit (COM-U), which is now under development. An overall performance evaluation including functional verification of operability and connectivity (between COM-Us and between COM-U and the satellite terminals currently in use) will be carried out in 2016.

We are aiming to apply COM-U to future satellite communication services of the NTT Group for disaster-relief, remote island communications, and broadband maritime communications.

Acknowledgment

This work is supported by the Ministry of Internal Affairs and Communications of Japan through the

Table 1. Specifications of GMM/TCM and HEGMM/HETCM.

	GMM	HEGMM
No. of carriers	Tx/Rx 256 carriers	Tx/Rx 256 carriers
Frequency de-multiplexer/multiplexer	MFB	MR-FFTFB
Max. bandwidth	25.6 MHz	51.2 MHz
Max. no. of channels	Tx/Rx 64	Tx/Rx 64
Burst signals	Modulation	Modulation/Demodulation
Modulation	BPSK, $\pi/4$ QPSK, OQPSK, QPSK	BPSK, QPSK, 8PSK, 16QAM
Roll-off ratio	0.2, 0.35, 0.4, 0.5	0.2, 0.35
	TCM	HETCM
Turbo block size	$(32, 26) \times (32, 26)$ or $(64, 57) \times (64, 57)$	$(32, 26) \times (32, 26)$ or $(64, 57) \times (64, 57)$
No. of iterations	5 or 10	1-10
Max. bit rate	6.4 Mbit/s	25 Mbit/s
Max. no. of channels	Tx/Rx 25	Tx/Rx 64

BPSK: binary phase shift keying
 QPSK: quadrature PSK
 QAM: quadrature amplitude modulation

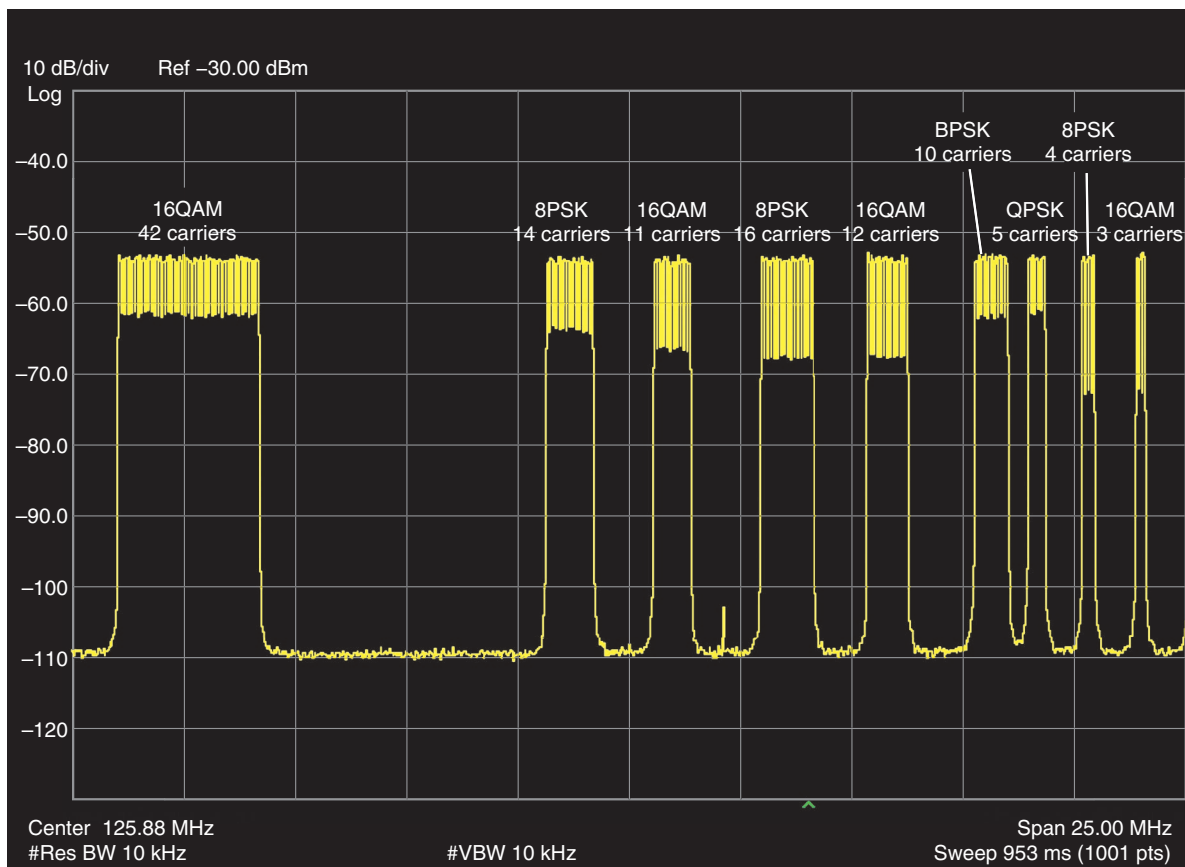


Fig. 7. Transmission of multi-channel multi-carrier signals.

funds “Research and Development of Highly Efficient Frequency Use Technique for the Communication Satellite Transponder” and “Research and Development of Capacity Enhancing Technology for Satellite Communications by Employing Dynamic Polarization and Frequency Control.”

References

[1] Website of NTT Access Service Systems Laboratories, satellite com-

munication technology (in Japanese).

<http://www.ansl.ntt.co.jp/history/wireless/wi03.html>

- [2] K. Tanabe, K. Kobayashi, K. Ohata, and M. Ueba, “Multicarrier/Multirate MODEM Operated by Time-division Multiple Process,” Proc. of the 20th AIAA International Communication Satellite Systems Conference and Exhibit, AIAA 2002-2069, Montreal, Canada, 2002.
- [3] K. Kobayashi, F. Yamashita, J. Abe, and M. Ueba, “A Prototype Modem for Hyper-multipoint Data Gathering SATCOM Systems—A Group Modem Applicable to Arbitrarily and Dynamically Assigned FDMA Signals—,” IEICE Trans. Commun., Vol. E92-B, No. 11, pp. 3318–3325, 2009.



Fumihiko Yamashita

Senior Research Engineer, Satellite Communication Group, NTT Access Network Service Systems Laboratories.

He received a B.E., M.E., and Ph.D. in electrical engineering from Kyoto University in 1996, 1998, and 2006. He joined NTT Radio Communication Systems Laboratories in 1998, where he worked on modulation and demodulation schemes for broadband mobile satellite communications systems. From 2010–2013, he was the Assistant General Manager of the NTT Research and Development Planning Department. He was transferred to NTT Access Network Service Systems Laboratories in 2013. He is currently working on the development of a new satellite communication system. He received the Excellent Paper Award of the 14th IEEE (Institute of Electrical and Electronics Engineers) International Symposium on Personal Indoor Mobile Radio Communications (PIMRC) in 2003 and the Young Researcher’s Award from the Institute of Electronics, Information and Communication Engineers (IEICE) in 2004. He is a member of IEICE.



Kiyoshi Kobayashi

Senior Research Engineer, Supervisor and Group Leader, Satellite Communication Group, NTT Access Network Service Systems Laboratories.

He received a B.E., M.E., and Ph.D. from Tokyo University of Science in 1987, 1989, and 2004. He joined NTT Radio Communication Systems Laboratories in 1989. Since then, he has been researching and developing digital signal processing algorithms and their implementation techniques including modulation/demodulation and synchronization control for satellite and personal wireless communications systems. From 2011 to 2014, he was the director of ATR Wave Engineering Laboratories at Advanced Telecommunications Research Institute International, where he conducted research on advanced technologies for wireless communications. He is currently working on the development of satellite communication systems. He is a member of IEEE and IEICE.



Katsuhiko Yamanaka

Research Engineer, Satellite Communication Group, NTT Access Network Service Systems Laboratories.

He joined NTT in 1988 and was transferred to NTT Access Network Service Systems Laboratories in 2014. He is currently working on the development of a new satellite communication system.